

Signify Classified - Internal
Cooper Lighting Solutions Photometric Lab
1121 Highway 74 South
Peachtree City, GA 30269



Scaled data based on original data using
LM-79-08 Approved Method: Electrical and Photometric Measurements of Solid-
State Lighting Products

Test Report Prepared for
Cooper Lighting Solutions
(formerly Eaton)

Brand: McGRAW-EDISON

Report Number: P833229

Luminaire Tested: **TTN-D1-750-U-DL-UPL3**

Issue Date: 5/15/2024

Test Information

Test Method: LM-79-08
Report Number: P833229
REPORT IS FROM IESNA LM-79-08 TEST DATA - UPLIGHT (G3-2308-121-4) AND
Test Lab: INNOVATION CENTER
Issue Date: 5/15/2024
Manufacturer: COOPER LIGHTING SOLUTIONS (FORMERLY EATON)
Product Line: MCGRAW-EDISON
Catalog Number: TTN-D1-750-U-DL-UPL3
Description: TOPTIER NANO LED PARKING GARAGE LUMINAIRE WITH UPLIGHT
5000K, 70 CRI LEDS AND DRIVE LANE DISTRIBUTION
Light Source: -
Ballast/Driver: -

Summary

Lumens per Lamp: N/A
Luminaire Lumens: 3999.6 lumens
Efficiency: N/A
Efficacy: 119.7 lumens/watt
Luminous Opening: Vertical Cylinder (Dia: 0.71' x H: 0.1')
IES Classification: Type IV - Short
BUG Rating: B1 - U4 - G2

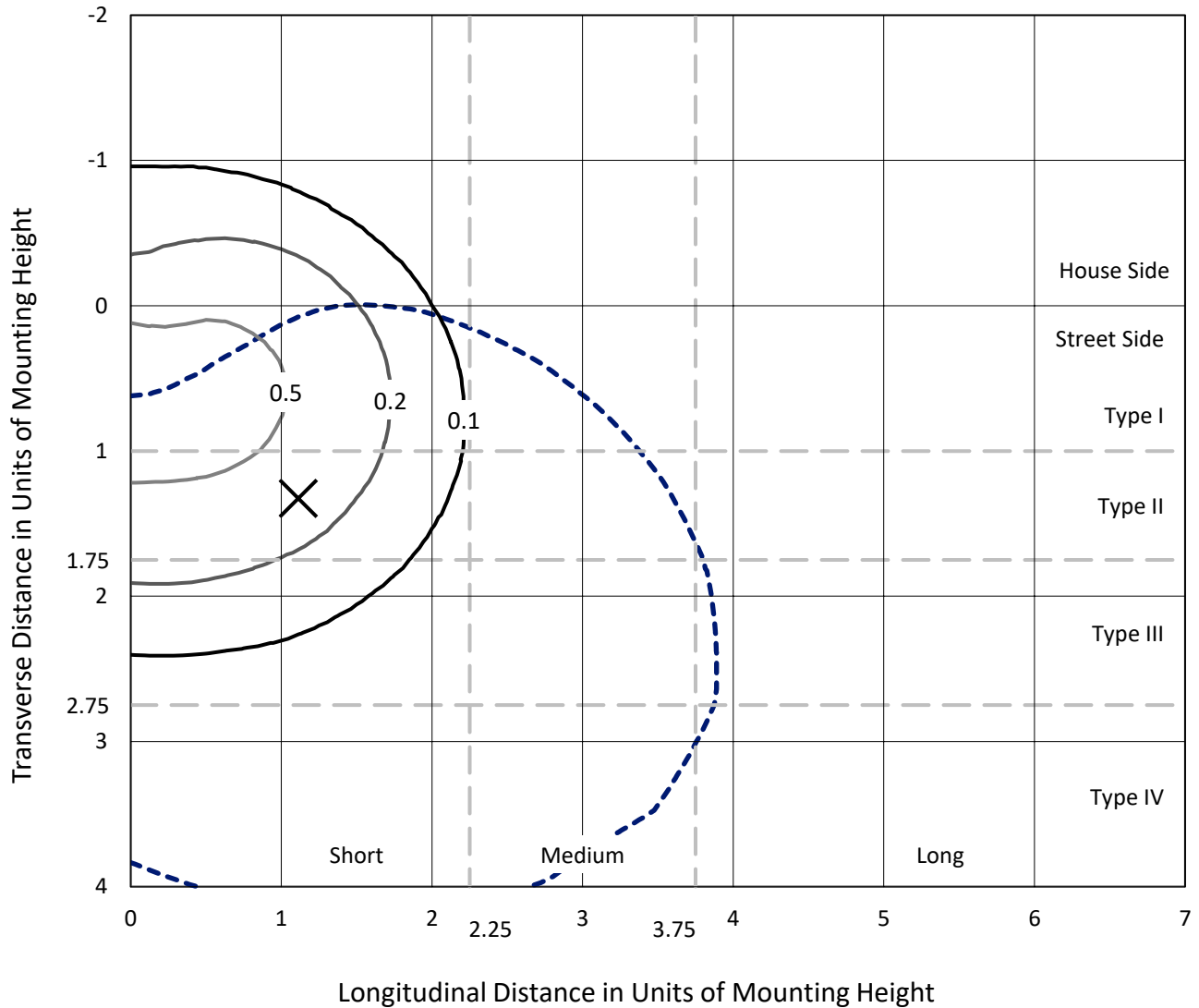
Input Watts (W): 33.4
Input Voltage (V): NR
Input Current (Ain): NR
Voltage Rise (V): NR
Power Factor: NR
Total Harmonic Distortion (THDi): NR
Frequency (hertz): 60
Stabilization Time: NR
Operation Time: NR
Ambient Temperature (°C): NR
Test Distance: 24 FT



REPORT NUMBER: P833229
 CATALOG NUMBER: TTN-D1-750-U-DL-UPL3

Iso-Footcandle Lines of Horizontal Illumination

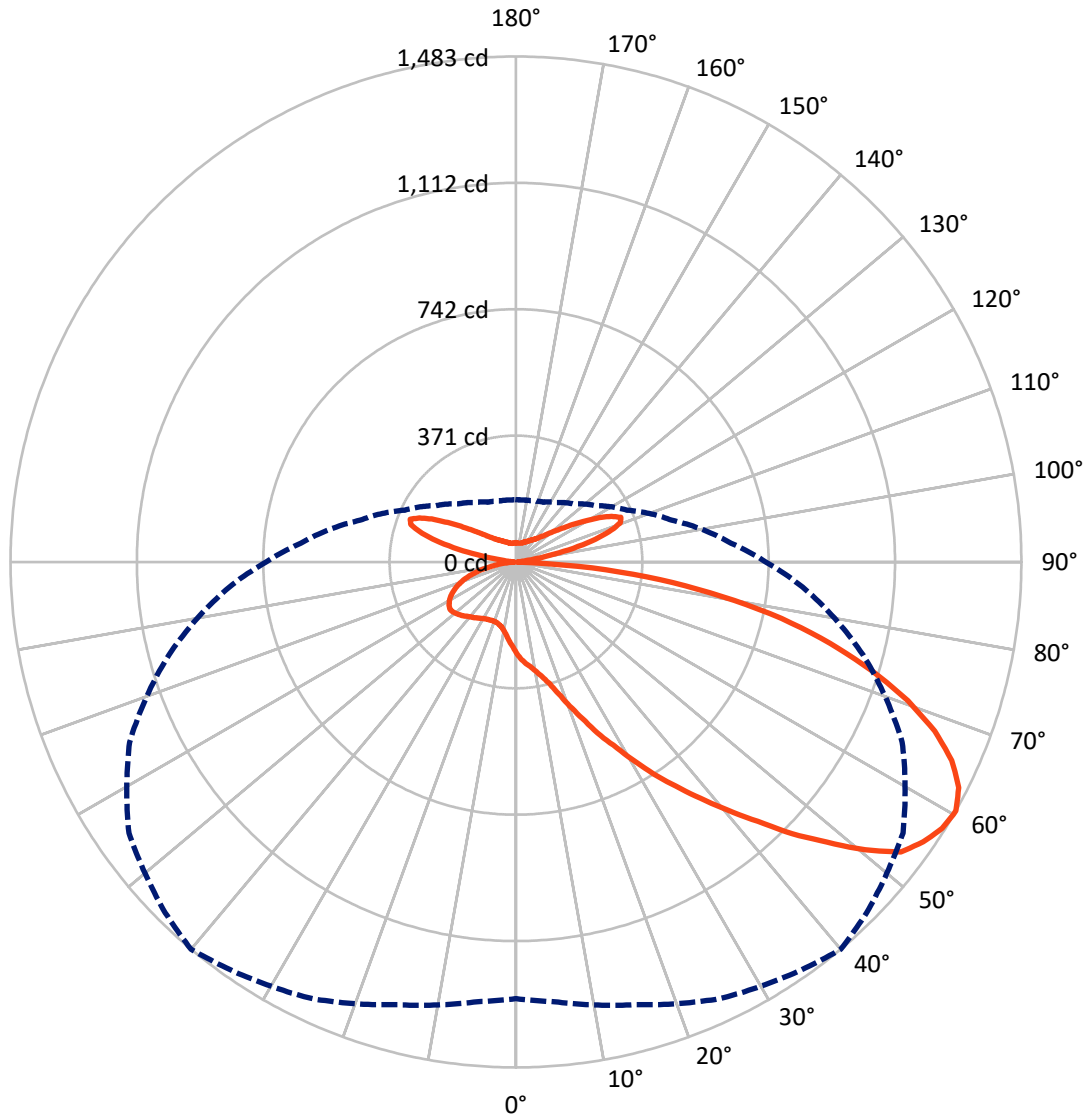
✕ Max cd
 - - - 1/2 Max cd



Based on 25 foot mounting height. Maximum calculated value = 0.7 fc
 Type IV - Short - N/A

REPORT NUMBER: P833229
CATALOG NUMBER: TTN-D1-750-U-DL-UPL3

Luminous Intensity Polar Plot



— Vertical Plane Through 40-Deg Lateral - - - Horizontal Cone Through 60-Deg Vertical

REPORT NUMBER: P833229
 CATALOG NUMBER: TTN-D1-750-U-DL-UPL3

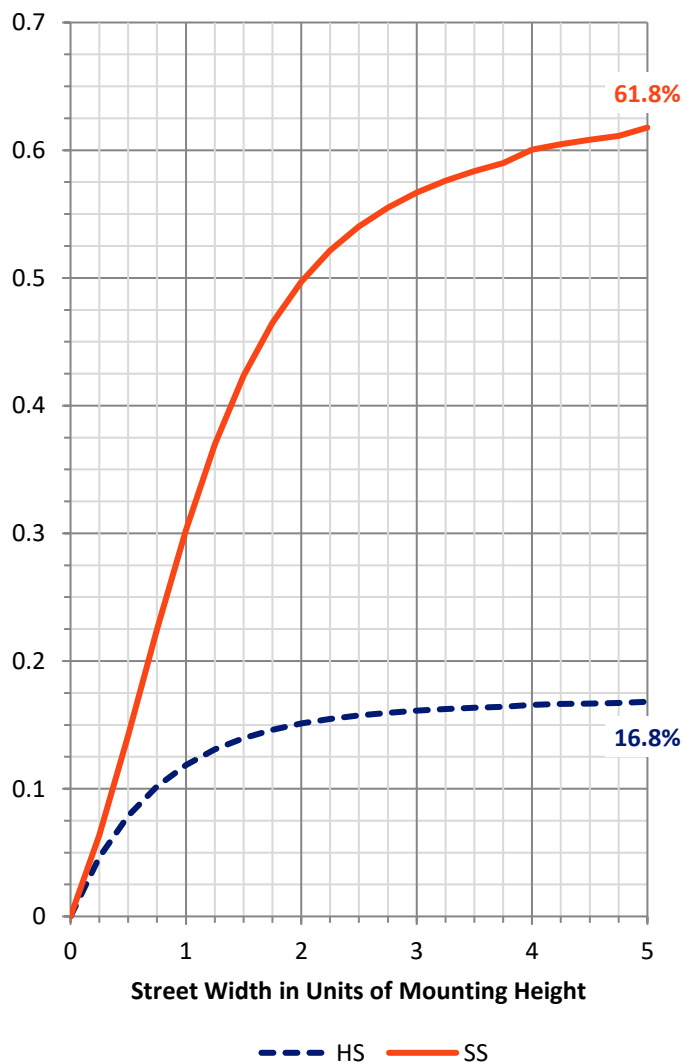
FLUX DISTRIBUTION:

		Downward	Upward	Total
House Side	Lumens	679.2	405.8	1085.0
	% Fixture	17.0	10.1	27.1
Street Side	Lumens	2508.9	405.8	2914.6
	% Fixture	62.7	10.1	72.9
Total	Lumens	3188.1	811.5	3999.6
	% Fixture	79.7	20.3	100.0

ZONAL LUMENS:

Zone	Lumens	% Fixture
0°-10°	25.3	0.6
10°-20°	80.8	2.0
20°-30°	170.7	4.3
30°-40°	311.9	7.8
40°-50°	506.8	12.7
50°-60°	704.5	17.6
60°-70°	730.3	18.3
70°-80°	523.3	13.1
80°-90°	134.5	3.4
90°-100°	18.1	0.5
100°-110°	184.1	4.6
110°-120°	269.1	6.7
120°-130°	156.2	3.9
130°-140°	82.7	2.1
140°-150°	49.1	1.2
150°-160°	30.3	0.8
160°-170°	16.5	0.4
170°-180°	5.4	0.1
0°-90°	3188.1	79.7
0°-180°	3999.6	100.0

Coefficient of Utilization

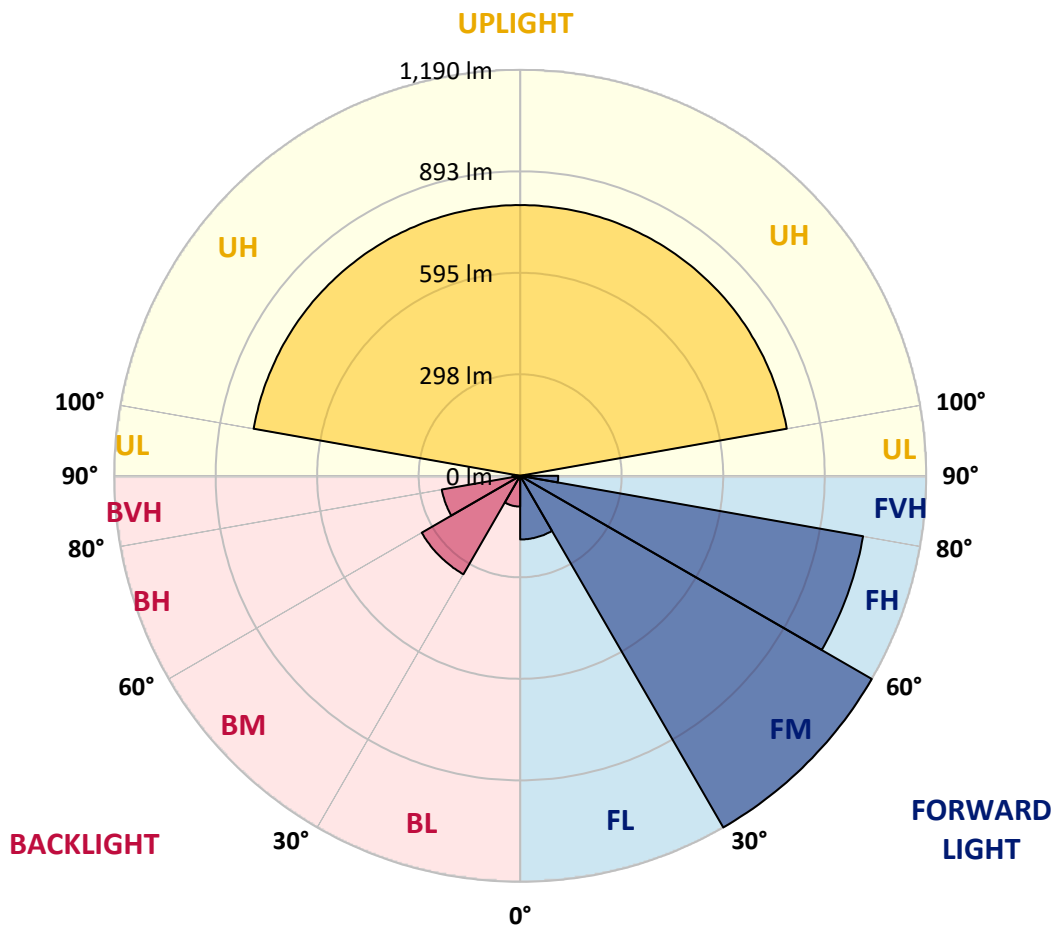


REPORT NUMBER: P833229
 CATALOG NUMBER: TTN-D1-750-U-DL-UPL3

LUMINAIRE CLASSIFICATION SYSTEM LUMEN TABLE AND BUG RATING:

Zone	Lumens	% Fixture	Zone Rating/Lumen Limit		
			B	U	G
FL (0°-30°)	186.5	4.7			
FM (30°-60°)	1190.0	29.8			
FH (60°-80°)	1020.7	25.5			G1/1800
FVH (80°-90°)	111.7	2.8			G2/225
BL (0°-30°)	90.3	2.3	B0/110		
BM (30°-60°)	333.2	8.3	B1/1000		
BH (60°-80°)	233.0	5.8	B1/500		G1/500
BVH (80°-90°)	22.8	0.6			G1/100
UL (90°-100°)	18.1	0.5		U2/50	
UH (100°-180°)	793.4	19.8		U4/1000	

BUG Rating: B1-U4-G2
 Type IV Short





REPORT NUMBER: P833229

CATALOG NUMBER: TTN-D1-750-U-DL-UPL3

CANDELA DISTRIBUTION (FULL):

	0°	5°	15°	25°	35°	40°	45°	55°	65°	75°	85°
0°	268.4	268.4	268.4	268.4	268.4	268.4	268.4	268.4	268.4	268.4	268.4
2.5°	287.8	287.8	287.8	287.8	285.0	285.0	282.3	279.5	276.7	274.0	268.4
5°	312.7	312.7	309.9	307.2	301.6	298.9	296.1	290.6	285.0	279.5	271.2
7.5°	323.8	323.8	323.8	321.0	312.7	309.9	304.4	296.1	287.8	279.5	268.4
10°	343.1	343.1	340.4	337.6	329.3	326.5	321.0	309.9	296.1	282.3	268.4
12.5°	368.0	365.3	362.5	359.7	351.4	345.9	337.6	326.5	309.9	293.3	276.7
15°	398.5	392.9	392.9	387.4	379.1	370.8	365.3	348.7	332.1	309.9	287.8
17.5°	431.7	428.9	426.1	420.6	412.3	406.8	398.5	379.1	357.0	329.3	304.4
20°	473.2	467.7	470.4	462.1	453.8	451.0	437.2	415.1	387.4	357.0	326.5
22.5°	523.0	517.5	517.5	509.2	503.6	498.1	484.3	459.4	423.4	390.2	351.4
25°	578.3	572.8	572.8	567.3	561.7	556.2	539.6	511.9	470.4	428.9	384.6
27.5°	639.2	633.7	633.7	630.9	617.1	608.8	594.9	564.5	523.0	470.4	417.8
30°	702.9	697.3	702.9	697.3	689.0	672.4	655.8	622.6	575.6	517.5	453.8
32.5°	752.7	752.7	755.4	761.0	755.4	741.6	722.2	694.6	630.9	559.0	487.0
35°	810.8	810.8	816.3	824.6	821.9	808.0	788.6	758.2	691.8	606.0	523.0
37.5°	874.4	874.4	880.0	893.8	888.3	880.0	866.1	827.4	752.7	653.1	561.7
40°	943.6	940.8	946.4	965.7	968.5	957.4	940.8	902.1	816.3	713.9	603.2
42.5°	1012.8	1010.0	1021.1	1040.5	1043.2	1040.5	1023.9	979.6	882.7	774.8	644.8
45°	1082.0	1082.0	1098.6	1129.0	1142.8	1137.3	1123.5	1068.1	965.7	838.5	700.1
47.5°	1153.9	1153.9	1176.0	1214.8	1231.4	1228.6	1223.1	1156.7	1046.0	904.9	747.1
50°	1209.3	1209.3	1245.2	1289.5	1317.2	1328.2	1300.6	1239.7	1115.2	963.0	785.9
52.5°	1264.6	1264.6	1300.6	1369.8	1397.4	1414.0	1378.1	1314.4	1192.7	1015.6	821.9
55°	1292.3	1297.8	1347.6	1414.0	1458.3	1450.0	1463.8	1378.1	1242.5	1054.3	844.0
57.5°	1295.0	1303.3	1358.7	1427.9	1477.7	1474.9	1477.7	1400.2	1261.8	1062.6	846.8
60°	1281.2	1295.0	1344.8	1414.0	1461.1	1483.2	1455.5	1386.4	1250.8	1054.3	844.0
62.5°	1248.0	1275.7	1328.2	1380.8	1450.0	1458.3	1436.2	1378.1	1220.3	1046.0	830.2
65°	1173.3	1203.7	1278.4	1339.3	1394.7	1405.7	1380.8	1331.0	1189.9	1007.3	785.9
67.5°	1098.6	1117.9	1181.6	1275.7	1314.4	1325.5	1317.2	1259.1	1137.3	929.8	733.3
70°	1012.8	1037.7	1087.5	1184.3	1223.1	1220.3	1245.2	1178.8	1057.1	863.4	678.0
72.5°	896.6	932.5	982.3	1062.6	1109.6	1093.0	1131.8	1076.4	951.9	780.3	603.2
75°	761.0	791.4	855.1	918.7	971.3	951.9	982.3	943.6	830.2	680.7	517.5
77.5°	608.8	644.8	702.9	761.0	796.9	796.9	810.8	777.6	689.0	559.0	423.4
80°	451.0	484.3	536.8	578.3	611.5	614.3	628.1	611.5	531.3	434.4	323.8
82.5°	298.9	315.5	362.5	395.7	428.9	426.1	448.3	437.2	370.8	298.9	215.8
85°	127.3	138.4	177.1	204.8	235.2	224.1	254.6	251.8	199.2	143.9	96.9
87.5°	5.5	8.3	8.3	5.5	8.3	2.8	8.3	11.1	8.3	5.5	5.5
90°	6.9	6.9	8.3	8.3	8.3	8.3	8.3	8.3	8.3	8.3	6.9
92.5°	6.9	6.9	6.9	9.7	11.1	10.4	9.7	11.1	8.3	8.3	6.9
95°	8.3	8.3	9.7	12.5	15.3	16.0	16.7	16.7	9.7	9.7	8.3
97.5°	11.1	12.5	12.5	15.3	25.0	35.4	45.8	27.8	13.9	13.9	12.5
100°	18.0	19.4	19.4	34.7	73.6	86.1	98.6	70.8	36.1	26.4	19.4
102.5°	58.3	61.1	75.0	112.5	166.6	159.0	151.3	127.7	120.8	83.3	66.6
105°	148.6	147.2	158.3	187.4	233.3	231.2	229.1	211.0	191.6	165.2	152.7
107.5°	195.8	195.8	205.5	230.5	265.2	287.4	309.6	313.8	248.5	218.0	204.1
110°	220.8	220.8	229.1	249.9	295.7	327.0	358.2	355.4	306.8	269.4	251.3



REPORT NUMBER: P833229
 CATALOG NUMBER: TTN-D1-750-U-DL-UPL3

CANDELA DISTRIBUTION (continued):

	0°	5°	15°	25°	35°	40°	45°	55°	65°	75°	85°
112.5°	226.3	227.7	238.8	270.7	320.7	334.6	348.5	336.0	316.6	299.9	286.0
115°	234.6	234.6	247.1	277.7	305.5	311.0	316.6	302.7	287.4	276.3	270.7
117.5°	231.9	236.0	238.8	255.5	273.5	277.6	281.8	274.9	254.1	245.8	243.0
120°	215.2	215.2	218.0	226.3	236.0	238.1	240.2	237.4	223.5	216.6	215.2
122.5°	191.6	193.0	191.6	195.8	202.7	204.8	206.9	204.1	193.0	190.2	190.2
125°	168.0	168.0	166.6	169.4	173.6	172.9	172.2	173.6	168.0	166.6	166.6
127.5°	151.3	149.9	147.2	148.6	149.9	149.9	149.9	151.3	145.8	147.2	148.6
130°	134.7	134.7	131.9	131.9	131.9	130.5	129.1	131.9	129.1	130.5	131.9
132.5°	119.4	119.4	115.2	113.9	113.9	113.9	113.9	115.2	113.9	116.6	119.4
135°	106.9	106.9	102.7	104.1	104.1	103.4	102.7	104.1	102.7	105.5	106.9
137.5°	97.2	97.2	94.4	94.4	94.4	93.7	93.0	94.4	94.4	95.8	98.6
140°	88.9	88.9	87.5	87.5	86.1	86.8	87.5	87.5	87.5	88.9	90.2
142.5°	84.7	83.3	81.9	80.5	81.9	81.9	81.9	81.9	80.5	81.9	84.7
145°	77.8	77.8	76.4	76.4	76.4	77.1	77.8	76.4	76.4	77.8	77.8
147.5°	73.6	73.6	72.2	73.6	73.6	73.6	73.6	73.6	72.2	73.6	73.6
150°	72.2	70.8	69.4	70.8	70.8	70.1	69.4	69.4	69.4	69.4	70.8
152.5°	68.0	68.0	66.6	68.0	66.6	66.6	66.6	66.6	66.6	66.6	68.0
155°	65.3	65.3	63.9	65.3	65.3	65.3	65.3	65.3	65.3	65.3	65.3
157.5°	62.5	63.9	62.5	62.5	62.5	62.5	62.5	62.5	62.5	62.5	63.9
160°	61.1	61.1	61.1	61.1	59.7	59.7	59.7	59.7	61.1	61.1	61.1
162.5°	59.7	59.7	59.7	59.7	58.3	58.3	58.3	58.3	58.3	59.7	59.7
165°	59.7	58.3	58.3	58.3	56.9	56.9	56.9	56.9	56.9	58.3	59.7
167.5°	56.9	56.9	56.9	56.9	56.9	56.2	55.5	55.5	56.9	56.9	56.9
170°	56.9	56.9	55.5	55.5	55.5	55.5	55.5	55.5	55.5	55.5	55.5
172.5°	56.9	56.9	56.9	56.9	55.5	55.5	55.5	55.5	55.5	55.5	56.9
175°	56.9	56.9	56.9	56.9	55.5	55.5	55.5	55.5	56.9	56.9	56.9
177.5°	56.9	56.9	56.9	56.9	55.5	56.2	56.9	56.9	56.9	56.9	56.9
180°	56.9	56.9	56.9	56.9	56.9	56.9	56.9	56.9	56.9	56.9	56.9



REPORT NUMBER: P833229
 CATALOG NUMBER: TTN-D1-750-U-DL-UPL3

CANDELA DISTRIBUTION (continued):

	90°	95°	105°	115°	125°	135°	145°	155°	165°	175°	180°
0°	268.4	268.4	268.4	268.4	268.4	268.4	268.4	268.4	268.4	268.4	268.4
2.5°	268.4	265.6	260.1	257.3	254.6	249.0	249.0	246.3	246.3	246.3	243.5
5°	268.4	262.9	257.3	249.0	243.5	238.0	232.4	226.9	224.1	224.1	221.4
7.5°	262.9	257.3	249.0	240.7	232.4	221.4	215.8	204.8	202.0	199.2	199.2
10°	262.9	257.3	243.5	232.4	221.4	210.3	202.0	190.9	182.6	179.9	179.9
12.5°	265.6	257.3	243.5	229.7	215.8	202.0	190.9	179.9	171.6	166.0	166.0
15°	276.7	265.6	249.0	229.7	213.1	196.5	185.4	171.6	163.3	157.7	157.7
17.5°	290.6	279.5	254.6	232.4	213.1	193.7	179.9	166.0	157.7	152.2	149.4
20°	309.9	293.3	265.6	235.2	213.1	193.7	177.1	163.3	152.2	146.7	146.7
22.5°	332.1	312.7	276.7	240.7	215.8	193.7	177.1	160.5	149.4	143.9	143.9
25°	359.7	334.8	293.3	251.8	221.4	196.5	177.1	160.5	149.4	143.9	143.9
27.5°	390.2	362.5	309.9	262.9	226.9	199.2	177.1	160.5	149.4	143.9	143.9
30°	417.8	387.4	326.5	274.0	235.2	202.0	179.9	163.3	152.2	146.7	143.9
32.5°	448.3	409.5	343.1	285.0	240.7	207.5	182.6	166.0	152.2	146.7	146.7
35°	478.7	437.2	359.7	298.9	249.0	213.1	185.4	168.8	155.0	149.4	149.4
37.5°	511.9	467.7	379.1	309.9	257.3	218.6	190.9	171.6	157.7	152.2	152.2
40°	550.7	498.1	398.5	323.8	265.6	224.1	193.7	177.1	163.3	157.7	157.7
42.5°	586.6	525.8	417.8	334.8	274.0	229.7	199.2	179.9	168.8	163.3	163.3
45°	622.6	559.0	437.2	348.7	282.3	238.0	204.8	188.2	174.3	168.8	168.8
47.5°	664.1	589.4	459.4	359.7	290.6	243.5	210.3	193.7	179.9	177.1	174.3
50°	697.3	611.5	473.2	370.8	296.1	249.0	215.8	196.5	185.4	179.9	179.9
52.5°	727.8	633.7	484.3	376.3	298.9	251.8	221.4	202.0	190.9	185.4	185.4
55°	744.4	642.0	492.6	376.3	301.6	254.6	221.4	202.0	190.9	188.2	185.4
57.5°	744.4	642.0	487.0	370.8	296.1	249.0	218.6	199.2	190.9	185.4	185.4
60°	733.3	633.7	473.2	359.7	287.8	240.7	213.1	193.7	185.4	182.6	182.6
62.5°	716.7	619.8	462.1	345.9	276.7	229.7	204.8	185.4	179.9	179.9	177.1
65°	672.4	578.3	437.2	326.5	260.1	215.8	193.7	177.1	171.6	168.8	166.0
67.5°	625.4	539.6	398.5	304.4	238.0	202.0	179.9	166.0	157.7	157.7	155.0
70°	578.3	498.1	362.5	274.0	213.1	185.4	163.3	149.4	143.9	143.9	143.9
72.5°	514.7	445.5	321.0	240.7	188.2	163.3	146.7	132.8	130.1	130.1	127.3
75°	440.0	379.1	271.2	204.8	157.7	138.4	124.5	110.7	110.7	110.7	110.7
77.5°	359.7	307.2	215.8	163.3	124.5	110.7	102.4	91.3	91.3	91.3	91.3
80°	271.2	226.9	157.7	119.0	91.3	80.2	74.7	69.2	71.9	71.9	69.2
82.5°	177.1	149.4	99.6	74.7	58.1	52.6	52.6	47.0	49.8	49.8	49.8
85°	77.5	66.4	41.5	33.2	27.7	27.7	27.7	24.9	27.7	27.7	27.7
87.5°	5.5	5.5	5.5	5.5	5.5	5.5	5.5	0.0	2.8	5.5	2.8
90°	6.9	6.9	8.3	8.3	8.3	8.3	8.3	8.3	8.3	6.9	6.9
92.5°	6.9	6.9	8.3	8.3	11.1	9.7	11.1	9.7	6.9	6.9	6.9
95°	8.3	8.3	9.7	9.7	16.7	16.7	15.3	12.5	9.7	8.3	8.3
97.5°	11.1	12.5	13.9	13.9	27.8	45.8	25.0	15.3	12.5	12.5	11.1
100°	19.4	19.4	26.4	36.1	70.8	98.6	73.6	34.7	19.4	19.4	18.0
102.5°	63.9	66.6	83.3	120.8	127.7	151.3	166.6	112.5	75.0	61.1	58.3
105°	152.7	152.7	165.2	191.6	211.0	229.1	233.3	187.4	158.3	147.2	148.6
107.5°	202.7	204.1	218.0	248.5	313.8	309.6	265.2	230.5	205.5	195.8	195.8
110°	248.5	251.3	269.4	306.8	355.4	358.2	295.7	249.9	229.1	220.8	220.8



REPORT NUMBER: P833229
 CATALOG NUMBER: TTN-D1-750-U-DL-UPL3

CANDELA DISTRIBUTION (continued):

	90°	95°	105°	115°	125°	135°	145°	155°	165°	175°	180°
112.5°	283.2	286.0	299.9	316.6	336.0	348.5	320.7	270.7	238.8	227.7	226.3
115°	273.5	270.7	276.3	287.4	302.7	316.6	305.5	277.7	247.1	234.6	234.6
117.5°	238.8	243.0	245.8	254.1	274.9	281.8	273.5	255.5	238.8	236.0	231.9
120°	212.4	215.2	216.6	223.5	237.4	240.2	236.0	226.3	218.0	215.2	215.2
122.5°	187.4	190.2	190.2	193.0	204.1	206.9	202.7	195.8	191.6	193.0	191.6
125°	165.2	166.6	166.6	168.0	173.6	172.2	173.6	169.4	166.6	168.0	168.0
127.5°	147.2	148.6	147.2	145.8	151.3	149.9	149.9	148.6	147.2	149.9	151.3
130°	133.3	131.9	130.5	129.1	131.9	129.1	131.9	131.9	131.9	134.7	134.7
132.5°	119.4	119.4	116.6	113.9	115.2	113.9	113.9	113.9	115.2	119.4	119.4
135°	106.9	106.9	105.5	102.7	104.1	102.7	104.1	104.1	102.7	106.9	106.9
137.5°	100.0	98.6	95.8	94.4	94.4	93.0	94.4	94.4	94.4	97.2	97.2
140°	90.2	90.2	88.9	87.5	87.5	87.5	86.1	87.5	87.5	88.9	88.9
142.5°	84.7	84.7	81.9	80.5	81.9	81.9	81.9	80.5	81.9	83.3	84.7
145°	79.1	77.8	77.8	76.4	76.4	77.8	76.4	76.4	76.4	77.8	77.8
147.5°	75.0	73.6	73.6	72.2	73.6	73.6	73.6	73.6	72.2	73.6	73.6
150°	70.8	70.8	69.4	69.4	69.4	69.4	70.8	70.8	69.4	70.8	72.2
152.5°	69.4	68.0	66.6	66.6	66.6	66.6	66.6	68.0	66.6	68.0	68.0
155°	65.3	65.3	65.3	65.3	65.3	65.3	65.3	65.3	63.9	65.3	65.3
157.5°	63.9	63.9	62.5	62.5	62.5	62.5	62.5	62.5	62.5	63.9	62.5
160°	62.5	61.1	61.1	61.1	59.7	59.7	59.7	61.1	61.1	61.1	61.1
162.5°	61.1	59.7	59.7	58.3	58.3	58.3	58.3	59.7	59.7	59.7	59.7
165°	58.3	59.7	58.3	56.9	56.9	56.9	56.9	58.3	58.3	58.3	59.7
167.5°	58.3	56.9	56.9	56.9	55.5	55.5	56.9	56.9	56.9	56.9	56.9
170°	56.9	55.5	55.5	55.5	55.5	55.5	55.5	55.5	55.5	56.9	56.9
172.5°	56.9	56.9	55.5	55.5	55.5	55.5	55.5	56.9	56.9	56.9	56.9
175°	55.5	56.9	56.9	56.9	55.5	55.5	55.5	56.9	56.9	56.9	56.9
177.5°	56.9	56.9	56.9	56.9	56.9	56.9	55.5	56.9	56.9	56.9	56.9
180°	56.9	56.9	56.9	56.9	56.9	56.9	56.9	56.9	56.9	56.9	56.9

Cooper Lighting Solutions Photometric Lab
1121 Highway 74 South
Peachtree City, GA 30269



LM-79-2019: Approved Method: Electrical and Photometric Measurements of Solid-State Lighting Products

Report Prepared for

Cooper Lighting Solutions

MCGRAW EDISON

Report Number: SP1-2411-284-3

Test Date: 11/21/2024

Luminaire Tested: TTN-D0-750-U-WQ

Data in this report applies to TT and TTN families of products

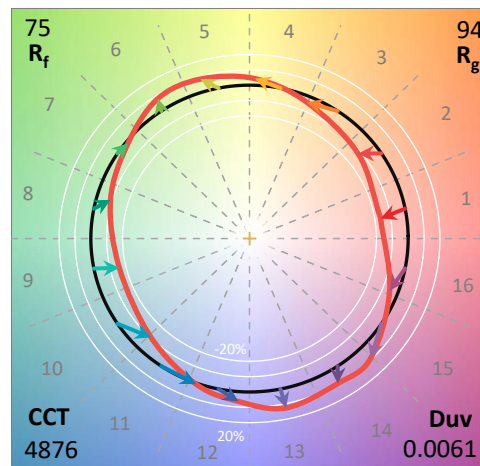
Test Information

Test Method: LM-79-2019
 Report Number: SP1-2411-284-3
 Test Lab: COOPER LIGHTING SOLUTIONS
 Photometer: SP1 - 76IN SPHERE
 Measurement Geometry: 4π
 Issue Date: 11/21/2024
 Manufacturer: COOPER LIGHTING SOLUTIONS
 Product Line: MCGRAW EDISON
 Catalog Number: **TTN-D0-750-U-WQ**
 Description: TOPTIER NANO LED PARKING GARAGE LUMINAIRE. 5000K, 70 CRI LEDS AND WIDE DISTRIBUTION

Spectral Parameters

CCT (K): 4876
 CIE u': 0.2086
 CIE v': 0.4932
 Duv: 0.0061
 CIE x: 0.3502
 CIE y: 0.3680
 CIE z: 0.2818
 Peak Wavelength (nm): 451
 Dominant Wavelength (nm): 569
 Purity: 15.51324
 Rf: 74.6
 Rg: 94.4

CRI (Ra):	72.6		
R1:	69.5	R9:	-24.6
R2:	77.0	R10:	44.8
R3:	82.2	R11:	68.2
R4:	72.6	R12:	36.1
R5:	69.3	R13:	70.5
R6:	67.6	R14:	89.9
R7:	83.7	R15:	63.1
R8:	58.6		



Test Conditions

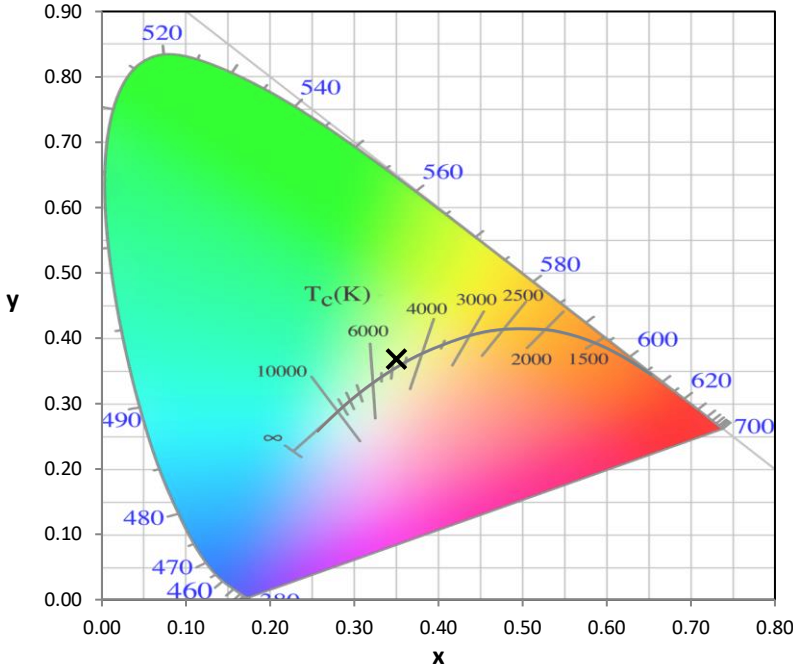
Stabilization Time: 51M
 Operation Time: 1H 51M
 Sphere Temperature (°C): 24.9

REPORT NUMBER: SP1-2411-284-3

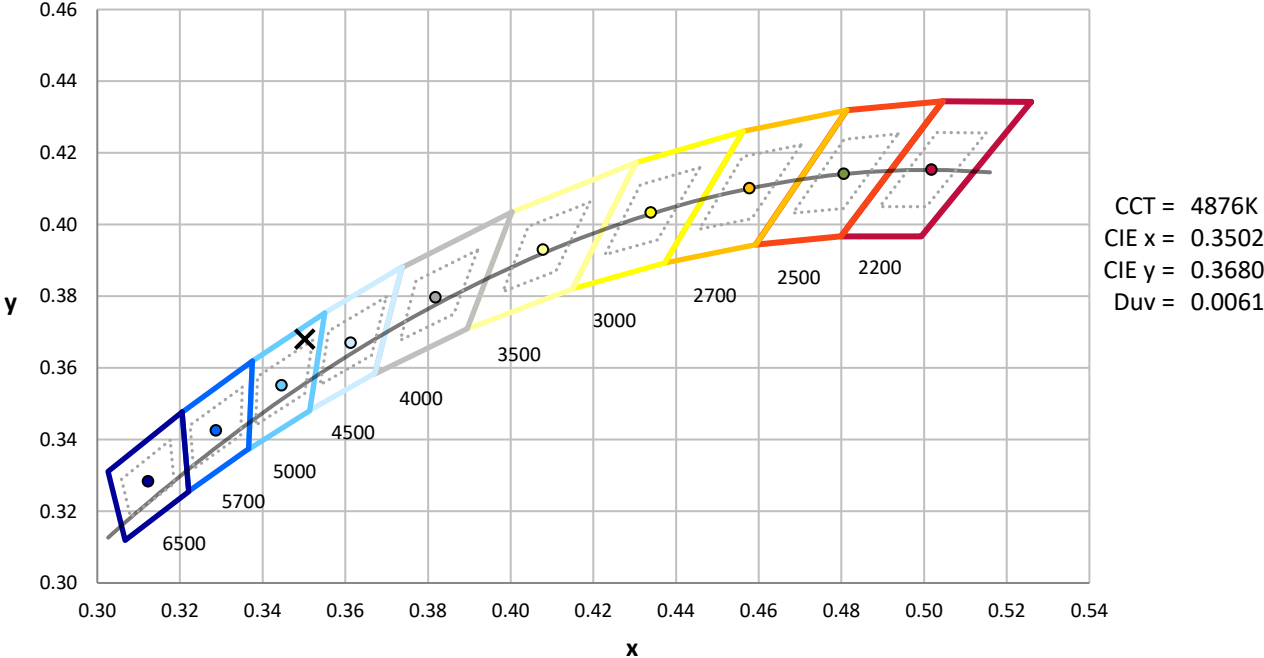
Measurement and Test Equipment			
Instrument	Identification Number	Calibration Date	Calibration Due Date
Photometer	IN0058	6/18/2024	12/18/2024
Power Meter	INXT2011004	2/8/2024	2/8/2025
AC Power Source	IN0063	10/22/2024	10/22/2025
DC Power Source	IN0208	10/22/2024	10/22/2025
Sphere Thermometer	IN0085	10/22/2024	10/22/2025
Room Thermometer	IN0046	10/22/2024	10/22/2025

REPORT NUMBER: SP1-2411-284-3

CIE 1931 Chromaticity Diagram



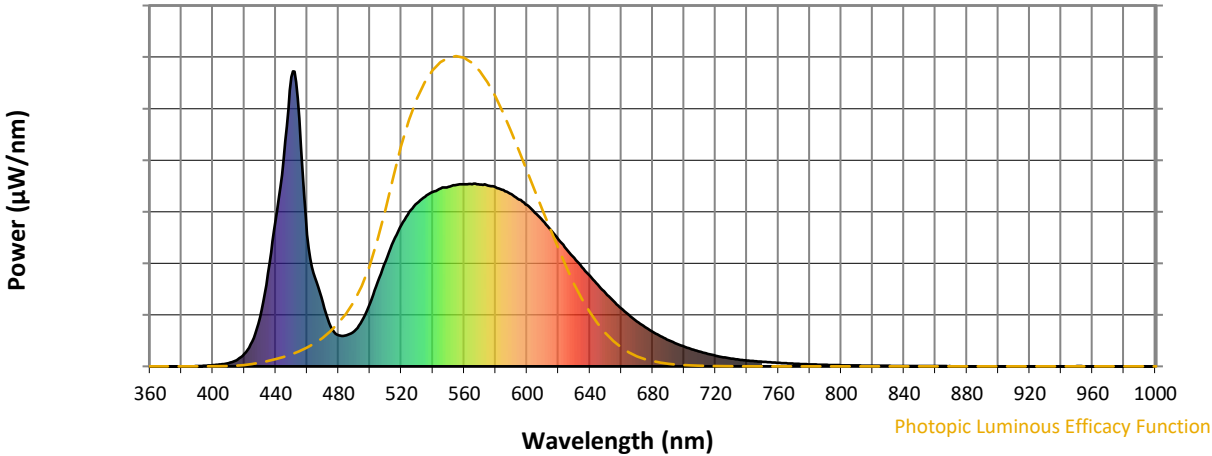
CIE 1931 Chromaticity Diagram with 2017 ANSI 7-Step and 4-Step Quadrangles



Point lies inside the ANSI 5000K 7-step quadrangle

REPORT NUMBER: SP1-2411-284-3

Photopic Flux vs. Wavelength

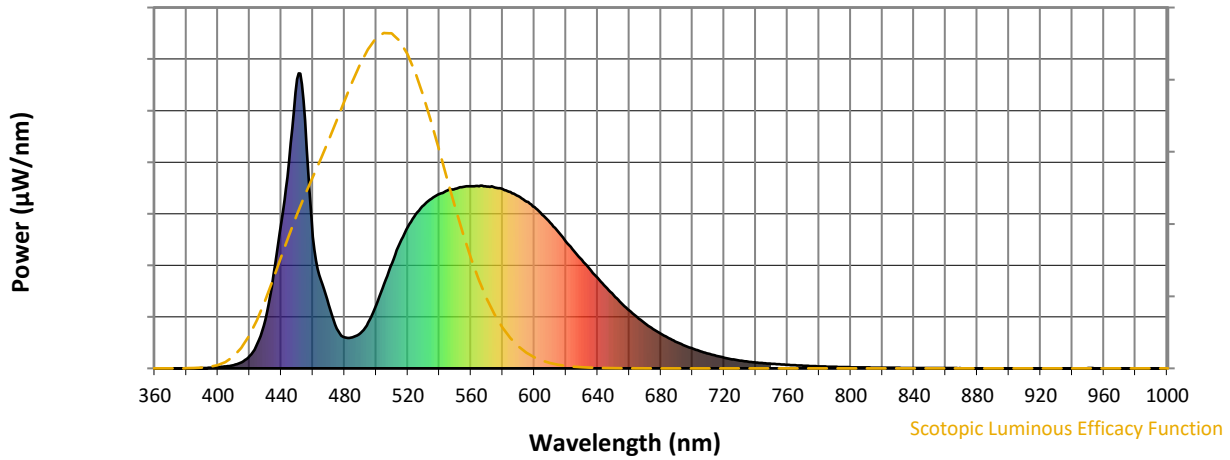


Photopic Lumens: NR

λ (nm)	Power W [^] /nm	Lumens (φ/nm)	λ (nm)	Power W [^] /nm	Lumens (φ/nm)	λ (nm)	Power W [^] /nm	Lumens (φ/nm)	λ (nm)	Power W [^] /nm	Lumens (φ/nm)	λ (nm)	Power W [^] /nm	Lumens (φ/nm)
360	0	NR	490	119	NR	620	430	NR	750	16	NR	880	0	NR
365	0	NR	495	156	NR	625	398	NR	755	14	NR	885	0	NR
370	0	NR	500	214	NR	630	368	NR	760	12	NR	890	0	NR
375	0	NR	505	286	NR	635	336	NR	765	11	NR	895	0	NR
380	0	NR	510	357	NR	640	306	NR	770	9	NR	900	0	NR
385	0	NR	515	425	NR	645	276	NR	775	8	NR	905	0	NR
390	1	NR	520	480	NR	650	248	NR	780	7	NR	910	0	NR
395	2	NR	525	523	NR	655	221	NR	785	6	NR	915	0	NR
400	4	NR	530	554	NR	660	196	NR	790	5	NR	920	0	NR
405	7	NR	535	575	NR	665	173	NR	795	4	NR	925	0	NR
410	11	NR	540	592	NR	670	152	NR	800	4	NR	930	0	NR
415	21	NR	545	603	NR	675	133	NR	805	3	NR	935	0	NR
420	42	NR	550	609	NR	680	117	NR	810	3	NR	940	0	NR
425	85	NR	555	615	NR	685	102	NR	815	3	NR	945	0	NR
430	165	NR	560	617	NR	690	89	NR	820	2	NR	950	1	NR
435	316	NR	565	617	NR	695	77	NR	825	2	NR	955	0	NR
440	497	NR	570	616	NR	700	67	NR	830	2	NR	960	0	NR
445	702	NR	575	613	NR	705	58	NR	835	2	NR	965	0	NR
450	981	NR	580	607	NR	710	50	NR	840	1	NR	970	0	NR
455	840	NR	585	598	NR	715	43	NR	845	1	NR	975	0	NR
460	446	NR	590	583	NR	720	36	NR	850	1	NR	980	0	NR
465	300	NR	595	566	NR	725	31	NR	855	1	NR	985	0	NR
470	215	NR	600	546	NR	730	26	NR	860	1	NR	990	0	NR
475	135	NR	605	521	NR	735	23	NR	865	1	NR	995	0	NR
480	105	NR	610	494	NR	740	20	NR	870	1	NR	1000	0	NR
485	106	NR	615	463	NR	745	18	NR	875	0	NR			

REPORT NUMBER: SP1-2411-284-3

Scotopic Flux vs. Wavelength



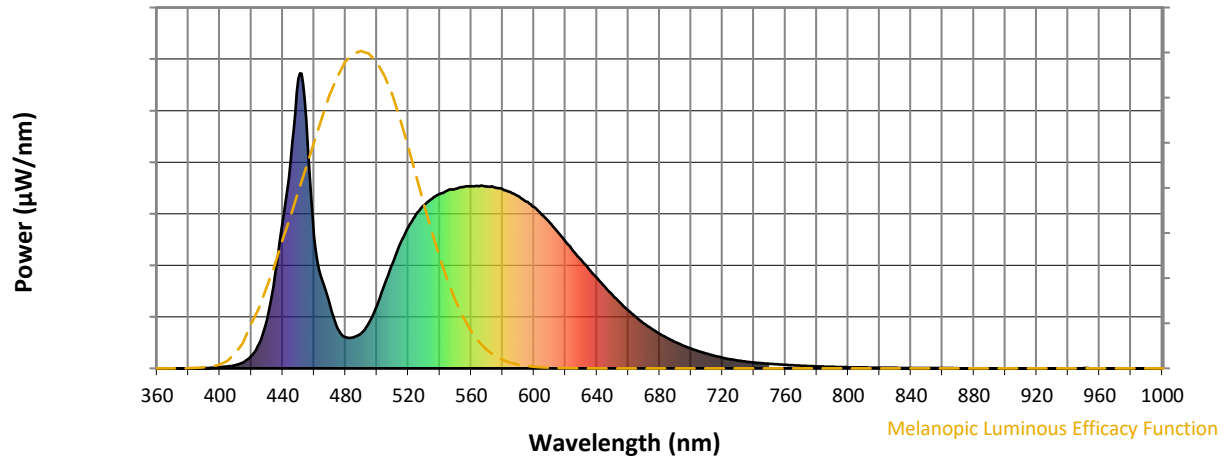
Scotopic Lumens: NR

S/P: 1.74

λ (nm)	Power W [^] /nm	Lumens (φ/nm)	λ (nm)	Power W [^] /nm	Lumens (φ/nm)	λ (nm)	Power W [^] /nm	Lumens (φ/nm)	λ (nm)	Power W [^] /nm	Lumens (φ/nm)	λ (nm)	Power W [^] /nm	Lumens (φ/nm)
360	0	NR	490	119	NR	620	430	NR	750	16	NR	880	0	NR
365	0	NR	495	156	NR	625	398	NR	755	14	NR	885	0	NR
370	0	NR	500	214	NR	630	368	NR	760	12	NR	890	0	NR
375	0	NR	505	286	NR	635	336	NR	765	11	NR	895	0	NR
380	0	NR	510	357	NR	640	306	NR	770	9	NR	900	0	NR
385	0	NR	515	425	NR	645	276	NR	775	8	NR	905	0	NR
390	1	NR	520	480	NR	650	248	NR	780	7	NR	910	0	NR
395	2	NR	525	523	NR	655	221	NR	785	6	NR	915	0	NR
400	4	NR	530	554	NR	660	196	NR	790	5	NR	920	0	NR
405	7	NR	535	575	NR	665	173	NR	795	4	NR	925	0	NR
410	11	NR	540	592	NR	670	152	NR	800	4	NR	930	0	NR
415	21	NR	545	603	NR	675	133	NR	805	3	NR	935	0	NR
420	42	NR	550	609	NR	680	117	NR	810	3	NR	940	0	NR
425	85	NR	555	615	NR	685	102	NR	815	3	NR	945	0	NR
430	165	NR	560	617	NR	690	89	NR	820	2	NR	950	1	NR
435	316	NR	565	617	NR	695	77	NR	825	2	NR	955	0	NR
440	497	NR	570	616	NR	700	67	NR	830	2	NR	960	0	NR
445	702	NR	575	613	NR	705	58	NR	835	2	NR	965	0	NR
450	981	NR	580	607	NR	710	50	NR	840	1	NR	970	0	NR
455	840	NR	585	598	NR	715	43	NR	845	1	NR	975	0	NR
460	446	NR	590	583	NR	720	36	NR	850	1	NR	980	0	NR
465	300	NR	595	566	NR	725	31	NR	855	1	NR	985	0	NR
470	215	NR	600	546	NR	730	26	NR	860	1	NR	990	0	NR
475	135	NR	605	521	NR	735	23	NR	865	1	NR	995	0	NR
480	105	NR	610	494	NR	740	20	NR	870	1	NR	1000	0	NR
485	106	NR	615	463	NR	745	18	NR	875	0	NR			

REPORT NUMBER: SP1-2411-284-3

Melanopic Flux vs. Wavelength



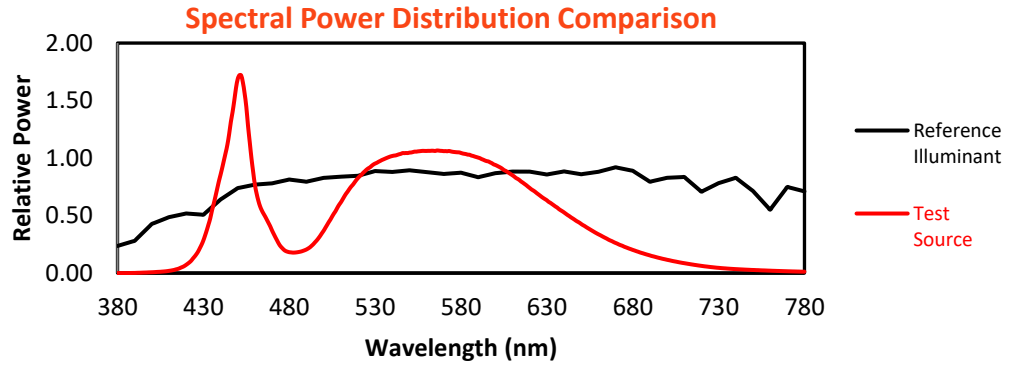
Melanopic Lumens: NR

M/P: 3.51

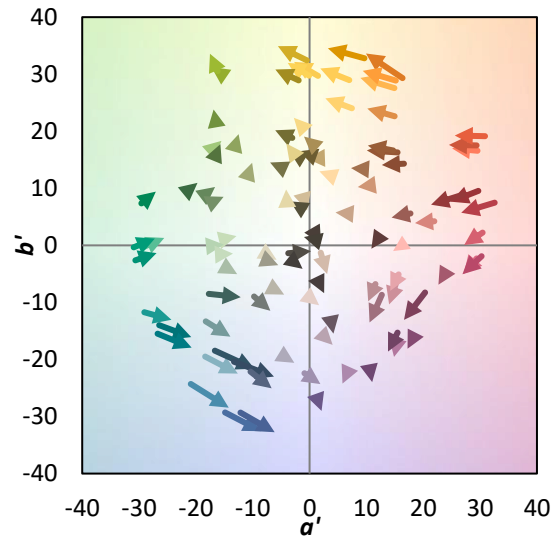
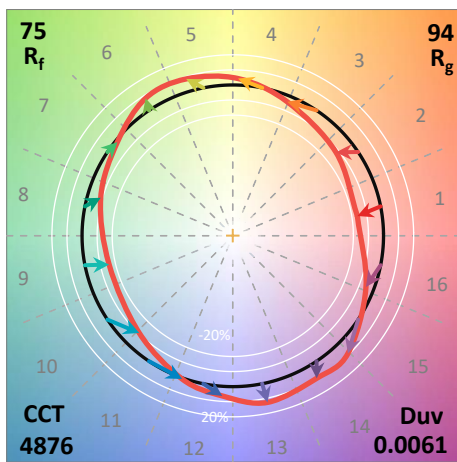
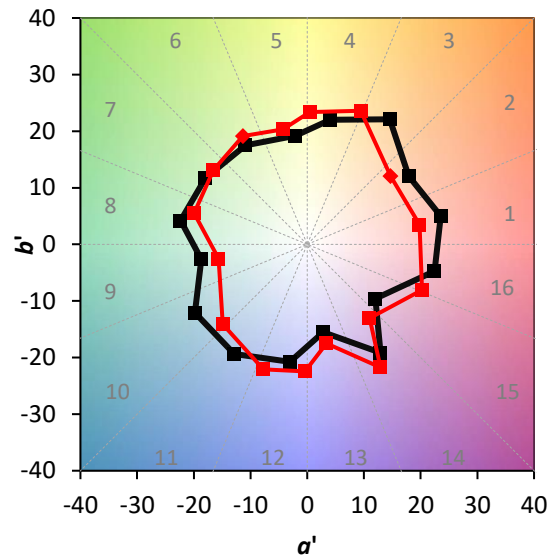
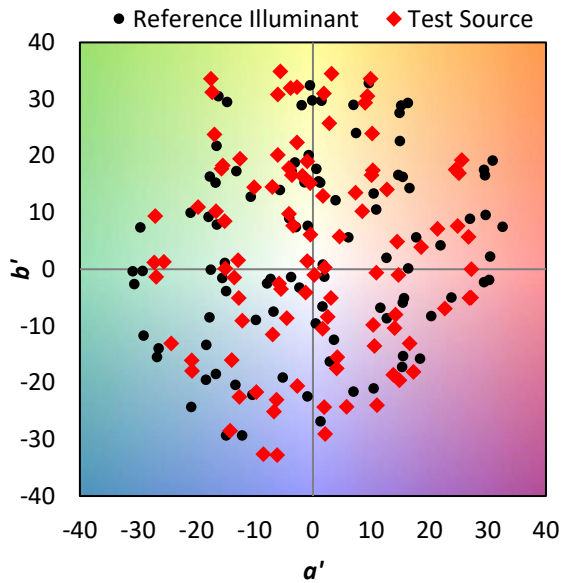
λ (nm)	Power W [^] /nm	Lumens (φ/nm)	λ (nm)	Power W [^] /nm	Lumens (φ/nm)	λ (nm)	Power W [^] /nm	Lumens (φ/nm)	λ (nm)	Power W [^] /nm	Lumens (φ/nm)	λ (nm)	Power W [^] /nm	Lumens (φ/nm)
360	0	NR	490	119	NR	620	430	NR	750	16	NR	880	0	NR
365	0	NR	495	156	NR	625	398	NR	755	14	NR	885	0	NR
370	0	NR	500	214	NR	630	368	NR	760	12	NR	890	0	NR
375	0	NR	505	286	NR	635	336	NR	765	11	NR	895	0	NR
380	0	NR	510	357	NR	640	306	NR	770	9	NR	900	0	NR
385	0	NR	515	425	NR	645	276	NR	775	8	NR	905	0	NR
390	1	NR	520	480	NR	650	248	NR	780	7	NR	910	0	NR
395	2	NR	525	523	NR	655	221	NR	785	6	NR	915	0	NR
400	4	NR	530	554	NR	660	196	NR	790	5	NR	920	0	NR
405	7	NR	535	575	NR	665	173	NR	795	4	NR	925	0	NR
410	11	NR	540	592	NR	670	152	NR	800	4	NR	930	0	NR
415	21	NR	545	603	NR	675	133	NR	805	3	NR	935	0	NR
420	42	NR	550	609	NR	680	117	NR	810	3	NR	940	0	NR
425	85	NR	555	615	NR	685	102	NR	815	3	NR	945	0	NR
430	165	NR	560	617	NR	690	89	NR	820	2	NR	950	1	NR
435	316	NR	565	617	NR	695	77	NR	825	2	NR	955	0	NR
440	497	NR	570	616	NR	700	67	NR	830	2	NR	960	0	NR
445	702	NR	575	613	NR	705	58	NR	835	2	NR	965	0	NR
450	981	NR	580	607	NR	710	50	NR	840	1	NR	970	0	NR
455	840	NR	585	598	NR	715	43	NR	845	1	NR	975	0	NR
460	446	NR	590	583	NR	720	36	NR	850	1	NR	980	0	NR
465	300	NR	595	566	NR	725	31	NR	855	1	NR	985	0	NR
470	215	NR	600	546	NR	730	26	NR	860	1	NR	990	0	NR
475	135	NR	605	521	NR	735	23	NR	865	1	NR	995	0	NR
480	105	NR	610	494	NR	740	20	NR	870	1	NR	1000	0	NR
485	106	NR	615	463	NR	745	18	NR	875	0	NR			

Summary

$R_f = 74.6$
 $R_g = 94.4$
 $CIE R_a = 72.6$
 $R_g = -24.6$

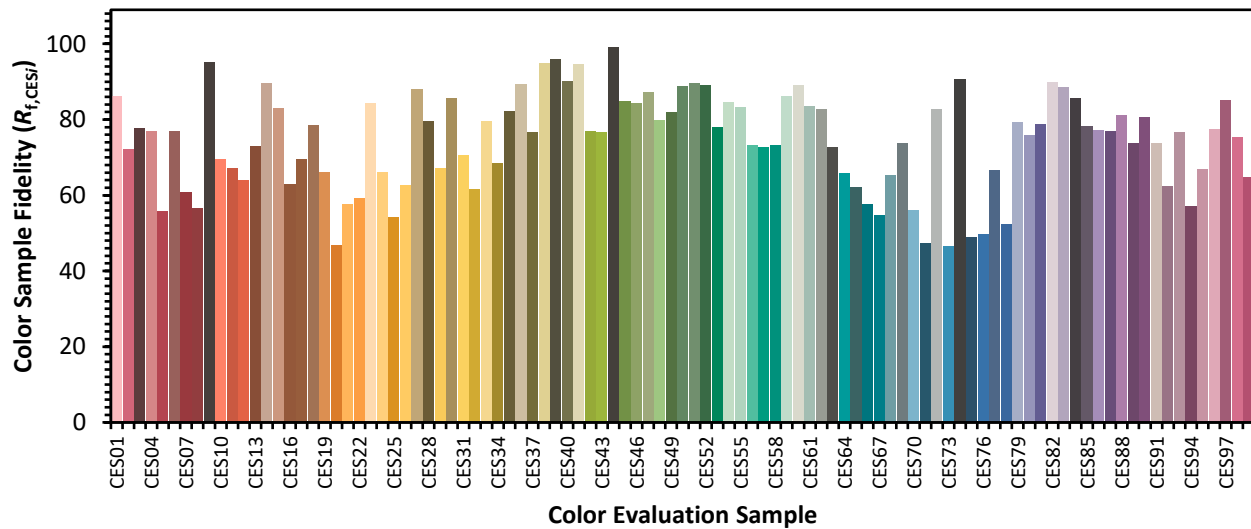


Color Vector Graphics

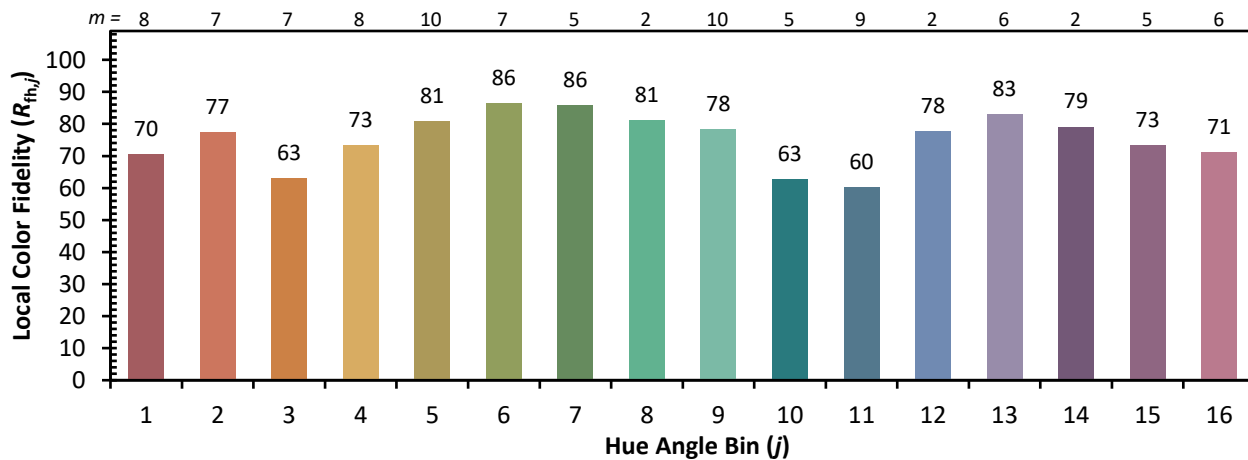
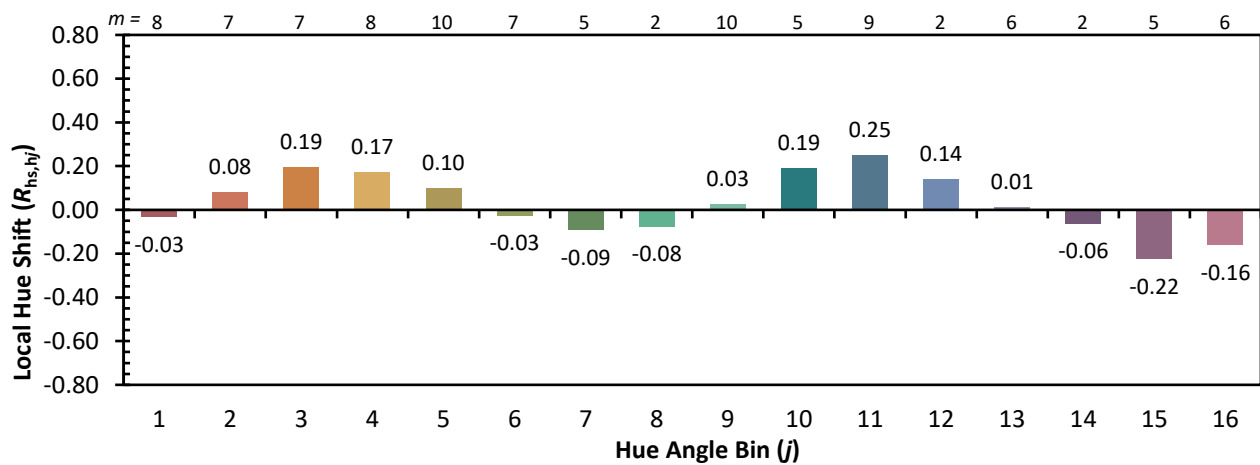
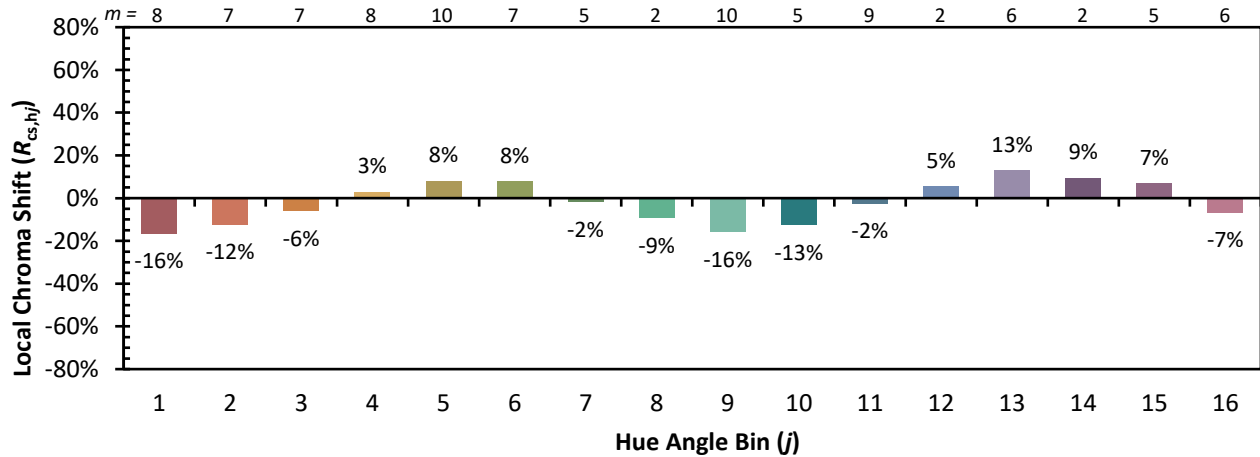


Individual Sample Fidelity Index ($R_{f,i}$)

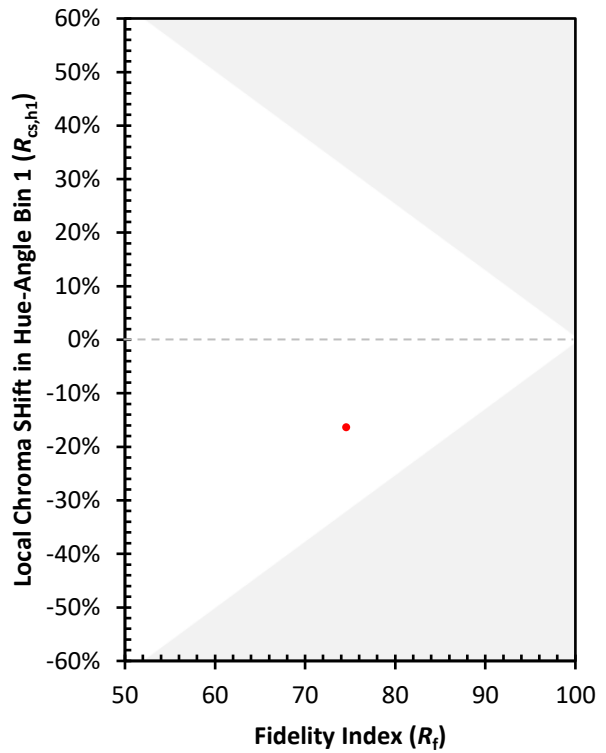
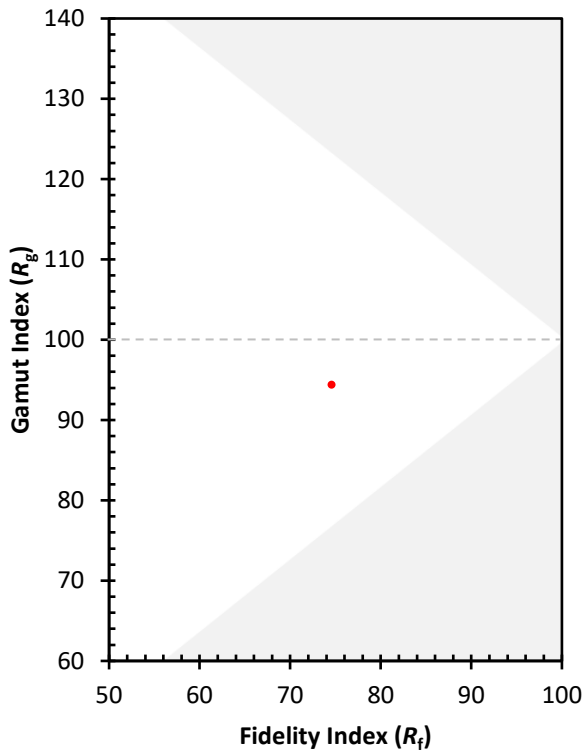
CES01 = 85	CES26 = 63	CES51 = 90	CES76 = 50
CES02 = 59	CES27 = 88	CES52 = 89	CES77 = 67
CES03 = 30	CES28 = 80	CES53 = 78	CES78 = 52
CES04 = 69	CES29 = 67	CES54 = 85	CES79 = 79
CES05 = 46	CES30 = 86	CES55 = 83	CES80 = 76
CES06 = 50	CES31 = 70	CES56 = 73	CES81 = 79
CES07 = 39	CES32 = 62	CES57 = 73	CES82 = 90
CES08 = 38	CES33 = 80	CES58 = 73	CES83 = 89
CES09 = 29	CES34 = 69	CES59 = 86	CES84 = 86
CES10 = 72	CES35 = 82	CES60 = 89	CES85 = 78
CES11 = 55	CES36 = 89	CES61 = 83	CES86 = 77
CES12 = 61	CES37 = 77	CES62 = 83	CES87 = 77
CES13 = 41	CES38 = 95	CES63 = 73	CES88 = 81
CES14 = 74	CES39 = 96	CES64 = 66	CES89 = 74
CES15 = 70	CES40 = 90	CES65 = 62	CES90 = 81
CES16 = 46	CES41 = 95	CES66 = 58	CES91 = 74
CES17 = 49	CES42 = 77	CES67 = 55	CES92 = 62
CES18 = 55	CES43 = 77	CES68 = 65	CES93 = 77
CES19 = 71	CES44 = 99	CES69 = 74	CES94 = 57
CES20 = 64	CES45 = 85	CES70 = 56	CES95 = 67
CES21 = 85	CES46 = 84	CES71 = 47	CES96 = 77
CES22 = 77	CES47 = 87	CES72 = 83	CES97 = 85
CES23 = 91	CES48 = 80	CES73 = 46	CES98 = 75
CES24 = 90	CES49 = 82	CES74 = 91	CES99 = 65
CES25 = 71	CES50 = 89	CES75 = 49	



Color Rendition by Hue-Angle Bin



Measure Comparisons



(END OF REPORT)